

# Material Handling & Industrial Storage Solutions



SHELVING SYSTEMS

EXPECT MORE

**SPG**

STORAGE PRODUCTS GROUP  
[www.spgusa.com](http://www.spgusa.com)

## SPG brings greater organization to your organization with material handling systems from Gillis-Jarke.

Today, more than ever, you need to maximize the value of every square inch of space in your facilities. To achieve this, you need material handling and storage solutions that are efficient, reliable, economical, durable, proven, and designed for maximum safety.

Gillis-Jarke, two of the most trusted brands in the business, offer you all of this and more. All brought to you by SPG, a world leader in material handling and storage solutions, engineering, and innovation.

The shelving systems you'll find in this catalog are only a small part of all that SPG offers. In fact, you will find Gillis-Jarke products driving greater productivity and profitability in warehouses, distribution centers, backrooms and factories throughout North America.

For more than half a century, businesses have turned to us for state-of-the-art storage and material handling systems. Today, this same high level of quality, durability, versatility, value, and unequaled service is available to you in the broadest product line on the market.

Working with you, SPG can help you maximize your storage space, protect your goods, manage inventory, enhance the flow of materials, increase accessibility, lower costs, and boost employee efficiency.

Beyond our standard products, SPG has the engineering expertise and manufacturing resources to create custom solutions to your operation's unique material handling and storage challenges.

Or, if you need equipment fast, be sure to look for our "QUICK SHIP" designation on select key products. These items can be shipped within 72 hours to help meet any emergency need.\*

You can Expect More from SPG and our Gillis-Jarke line. More performance. More durability. More innovation. More quality. More economy. Everything you need to get more into and out of every square inch of your space. And it all begins with the industry's best shelving systems.

**To order any product from this catalog, contact your Gillis-Jarke dealer today.**

\*Subject to inventory levels.





# Hold everything. We offer you a shelving line that can solve all your storage problems.

Imagine the ideal shelving system. It would have to be strong to support heavy loads. It would have to be versatile, able to adapt to all kinds of applications and workplace environments. It would have to be simple to assemble and require little maintenance. It would have to be durable to withstand the punishment of the workplace. And, it would have to be affordable.

If that's what you're looking for in a shelving system, you'll find it in SPG's industry-leading line-up of proven, reliable shelving solutions.

Here is just a sampling of the advantages we offer:

- **Strength** — our wire shelving is unquestionably the strongest in its class, with shelves up to 60" rated to support 1,250 lbs. each
- **Easy Assembly** — our shelving systems offer fast, easy assembly and installation; in fact, some of our shelving systems require no tools for assembly
- **Versatility** — our modular shelving allows you to create a custom-tailored system that can grow and change as your needs do

- **Durability** — our shelving systems are available in a variety of finishes to withstand all types of challenging work environments, including cold and wet applications
- **Selection** — no one brings you a broader selection

Here are just some of the shelving choices we offer:

- Heavy-duty square post wire shelving
- Plasteel® non-corrosive shelving
- Plastic Plus™ shelving
- Standard-duty round post wire shelving
- An array of components, accessories and unique caster options

*Expect More...*

All of our shelving is NSF approved, and our Plasteel® shelving is USDA approved. In fact, every system we make combines quality and value, versatility and durability. So, put all of your old ideas on the shelf, and take a good look at SPG's broad selection of innovative shelving systems.



### 4-Shelf Shelving Unit

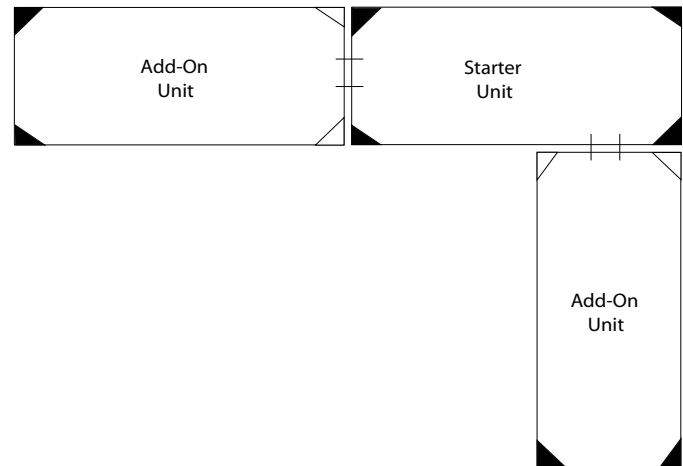
- Unique square post design uses 27% more steel than typical round posts.
- 17% taller collar provides more strength and greater rigidity.
- Solid 2 1/8" robotic welds provide more stability than the two spot welds used on round post systems
- Use Add-On Unit to continue a straight line of shelving, for right angles or for back to back shelving
- Shelf wires average 50% thicker than other systems, providing greater shelf capacity and strength
- Frame is 12 gauge solid steel
- NSF approved



### 4-Shelf Starter Units (includes 4 posts plus 4 shelves)

Model No.	D x W x H (In.)	Wt. (Lbs.)
A1836CP72S-4	18 x 36 x 72	64
A1848CP72S-4	18 x 48 x 72	80
A1860CP72S-4	18 x 60 x 72	92
A1872CP72S-4	18 x 72 x 72	106
A2436CP72S-4	24 x 36 x 72	74
A2448CP72S-4	24 x 48 x 72	94
A2460CP72S-4	24 x 60 x 72	112
A2472CP72S-4	24 x 72 x 72	128

Starter Unit with Add-On Unit



### 4-Shelf Add-On Units


Model No.	D x W x H (In.)	Wt. (Lbs.)
A1836CP72A-4	18 x 36 x 72	54
A1848CP72A-4	18 x 48 x 72	70
A1860CP72A-4	18 x 60 x 72	82
A1872CP72A-4	18 x 72 x 72	96
A2436CP72A-4	24 x 36 x 72	64
A2448CP72A-4	24 x 48 x 72	84
A2460CP72A-4	24 x 60 x 72	102
A2472CP72A-4	24 x 72 x 72	118

HEAVY DUTY SQUARE POST WIRE SHELVING

Wire Shelves

Wire shelves with Plating Plus™ finish is ideal for dry environments. Bright plating has lustrous eye appeal and provides years of maintenance-free performance.

Model No.	Shelf W x L (In.)	Wt. (Lbs.)
A1836CP	18 1/8 x 35 7/8	11
A1842CP	18 1/8 x 41 7/8	13
A1848CP	18 1/8 x 47 7/8	15
A1860CP	18 1/8 x 59 7/8	18
A1872CP	18 1/8 x 71 7/8	21 1/2
A2436CP	24 1/8 x 35 7/8	13 1/2
A2448CP	24 1/8 x 47 7/8	18 1/2
A2460CP	24 1/8 x 59 7/8	23
A2472CP	24 1/8 x 71 7/8	27



Posts

Square posts with 27% more surface to support each shelf corner than round posts, provide a clear strength advantage. Easier to assemble and easier to align, square posts make every installation a simple matter. The unique dimpled design and clean appearance, uncluttered by a numbering system, provide definite eye appeal. All posts have Plating Plus™ finish.

For Wire or Plasteel® Units

Model No.	Post Ht. (In.)	Wt. (Lbs.)
P64CP	64	4 1/2
P72CP	72	5
P84CP	84	5 1/2

### Stem Casters

Stem casters are available in many different materials, sizes and for many different applications. The most widely used casters are shown below with others available upon request.



Stem Casters

Swivel Model No.	Rigid/Swivel Model No.	Swivel/Brake Model No.	Wheel Material	Wheel W x D (In.)	Load Cap. (Lbs.)	Wt. (Lbs.)
CM5M	—	CM5MB	Rubber	5 x 1 <sup>1</sup> / <sub>4</sub>	280	3
CM5P	—	CM5PB	Polyurethane	5 x 1 <sup>1</sup> / <sub>4</sub>	300	3
AC7S	—	AC7B	Polyurethane	5 x 1 <sup>1</sup> / <sub>4</sub>	250	3
—	AC8RS	—	Polyurethane	5 x 1 <sup>1</sup> / <sub>4</sub>	250	3
—	AC9RS	—	Polyurethane	5 x 1 <sup>1</sup> / <sub>4</sub>	250	3

### Treads

#### Rubber Tread

Combines high load capacity and easy rolling with good floor protection. Recommended for hard floors and carpets.

#### Polyurethane

Tough, abrasion-resistant. Excellent floor protection and ease of rolling. Widest range of temperature use: -30°F to +180°F.

### Smart-Casters®


The Smart-Caster provides cart users with maneuverability and control. The 4-position, swivel lock casters (also referred to as “steering casters”) can be set as swivel or rigid, in any combination, with the touch of a toe for ultimate control.

Model No.	Description	Wt. (Lbs.)
G5PGSL	Smart Caster	3
G5PGSL22	2 Swivel/2 Smart	12



Shelf Side Ledges — 6" High

Plated Model No.	Shelf (In.)	Wt. (Lbs.)
LU18C	18	1.1
LU24C	24	1.5




6" Side and Back Shelf Ledges

Shelf Back Ledges — 6" High

Plated Model No.	Shelf (In.)	Wt. (Lbs.)
LU36C	36	2.2
LU48C	48	3.0
LU60C	60	3.7
LU72C	72	4.4

Heavyweight Shelf Dividers — 7" High

Plated Model No.	Shelf (In.)	Wt. (Lbs.)
SDU18C	18	1.5
SDU24C	24	2.0



7" Heavyweight Shelf Dividers



### Snap-on Shelf Covers

Establish an effortless regular shelving maintenance program with Snap-On Shelf Covers. Covers easily snap onto shelves. Quick, inexpensive and vastly extends the effective life of the shelving. Embossed to provide air circulation.

	Shelf	Wt.
Model No.	W x L (In.)	(Lbs.)
AM1836P	18 x 36	1½
AM1848P	18 x 48	2
AM1860P	18 x 60	2½
AM1872P	18 x 72	2¾
AM2436P	24 x 36	2
AM2448P	24 x 48	2¾
AM2460P	24 x 60	3½
AM2472P	24 x 72	4




Snap-On Shelf Cover

### Shelf Covers

All plastic. Retains small items. White.

	Shelf	Wt.
Model No.	W x L (In.)	(Lbs.)
1836PSG	18 x 36	1½
1848PSG	18 x 48	2
1860PSG	18 x 60	2½
1872PSG	18 x 72	3
2436PSG	24 x 36	2
2448PSG	24 x 48	2¾
2460PSG	24 x 60	3½
2472PSG	24 x 72	4



Shelf Cover



### Cart Covers

Standard covers: Nylon with velcro openings. Color blue  
Options: Staph Chek, Zipper, Other sizes & colors.

54" High	64" High	72" High	Shelf	Wt.
Model No.	Model No.	Model No.	W x L (In.)	(Lbs.)
CC184854	CC184864	CC184872	18 x 48	5
CC186054	CC186064	CC186072	18 x 60	6
CC244854	CC244864	CC244872	24 x 48	5
CC246054	CC246064	CC246072	24 x 60	6
CC247254	CC247264	CC247272	24 x 72	7

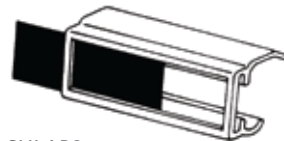


Cart Covers

### Shelf Label Holder

All plastic. Two types: Self adhesive gray plastic, Snap-on, clear plastic (only fits Heavyweight Wire Shelving). Both types use label inserts.

Model No.	Description
SHLAB	Self Adhesive
SHLAB2	Snap-on (for Heavyweight Shelf only)



SHLAB2



SHLAB

### Extra Collets

Collets are shipped with all styles of shelves.  
Extra collets are available in sets of 4.

Model No.
COLZ

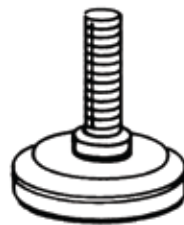


Extra Collets

### Post Level Foot

Replaces standard  $\frac{7}{8}$  hex head leveler.  
Non-marking 2" diameter polypropylene.

Model No.	Wt. (Oz.)
LEV2	2



Post Level Foot

**Plasteel® Non-Corrosive Shelving & Carts — Solid or Vented**

- 1,000 pound capacity per shelf — evenly distributed
- Molded high density structural foam polyethylene shelf over 1" square steel tubular frame coated with a hard baked resin
- Square 16 gauge steel post coated with a hard baked resin
- Available in solid or vented shelf
- Shelves have Lifetime Guarantee against rust
- USDA approved

**4-Shelf Units - 64" High**

Solid Model No.	Vented Model No.	Shelf W x L (In.)	Wt. (Lbs.)
PS1836S64S-4	PS1836V64S-4	18 x 36	82
PS1848S64S-4	PS1848V64S-4	18 x 48	102
PS1860S64S-4	PS1860V64S-4	18 x 60	134
PS2436S64S-4	PS2436V64S-4	24 x 36	94
PS2448S64S-4	PS2448V64S-4	24 x 48	118
PS2460S64S-4	PS2460V64S-4	24 x 60	150



**4-Shelf Units - 72" High**

Solid Model No.	Vented Model No.	Shelf W x L (In.)	Wt. (Lbs.)
PS1836S72S-4	PS1836V72S-4	18 x 36	84
PS1848S72S-4	PS1848V72S-4	18 x 48	104
PS1860S72S-4	PS1860V72S-4	18 x 60	136
PS2436S72S-4	PS2436V72S-4	24 x 36	96
PS2448S72S-4	PS2448V72S-4	24 x 48	120
PS2460S72S-4	PS2460V72S-4	24 x 60	152



Vented



Plasteel® Cutaway



### Plasteel® Additional Shelves

Steel reinforced polyethylene foam shelves support 1,000 lbs. each. Available in solid or vented styles. May be intermixed with all other styles of Gillis shelves.

Solid	Vented	Shelf	Wt.
Model No.	Model No.	W x L (In.)	(Lbs.)
PS1836S	PS1836V	18 x 36	16
PS1848S	PS1848V	18 x 48	21
PS1860S	PS1860V	18 x 60	29
PS2436S	PS2436V	24 x 36	19
PS2448S	PS2448V	24 x 48	25
PS2460S	PS2460V	24 x 60	33



Plasteel® Solid Shelves



Plasteel® Vented Shelves

### Plastic Plus™ Shelving

Shelves are rugged polypropylene plastic panels in solid or vented styles snapped onto heavy duty tubular aluminum frames.


- Plastic Panels provide corrosion free surface
- Use anywhere — indoors or out — for dry, wet, warm or cold conditions
- Support weight loads of 800 lbs. per shelf
- Panels snap off for easy cleaning
- Plastic Plus™ starter units include 4 posts plus 4 shelves.

### 4-Shelf Starter Units - 72" High

Solid Model No.	Vented Model No.	Shelf W x L (In.)	Wt. (Lbs.)
PP1836S72S-4	PP1836V72S-4	18 x 36	33
PP1848S72S-4	PP1848V72S-4	18 x 48	41
PP1860S72S-4	PP1860V72S-4	18 x 60	48
PP2436S72S-4	PP2436V72S-4	24 x 36	38
PP2448S72S-4	PP2448V72S-4	24 x 48	46
PP2460S72S-4	PP2460V72S-4	24 x 60	54



Plastic Plus™ Shelving Unit



### Plastic Plus™ Additional Shelves

Shelves are rugged polypropylene plastic panels in solid or vented styles snapped onto heavy duty tubular aluminum frames.

Solid Model No.	Vented Model No.	Shelf W x L (In.)	Wt. (Lbs.)
PP1836S	PP1836V	18 x 36	6 <sup>1</sup> / <sub>4</sub>
PP1848S	PP1848V	18 x 48	8 <sup>1</sup> / <sub>4</sub>
PP1860S	PP1860V	18 x 60	10
PP2436S	PP2436V	24 x 36	7 <sup>1</sup> / <sub>2</sub>
PP2448S	PP2448V	24 x 48	9 <sup>1</sup> / <sub>2</sub>
PP2460S	PP2460V	24 x 60	11 <sup>1</sup> / <sub>2</sub>



Plastic Plus™ Solid Shelves



Plastic Plus™ Vented Shelves

## STANDARD DUTY ROUND POST WIRE SHELVING

### 4-Shelf Shelving Units

Starter units include (4) shelves, (4) posts, (16) plastic collets. 800 pound capacity per shelf evenly distributed.

Add-on units include (4) shelves, (2) posts, (8) collets, shelf supports, (8) S-Hooks.

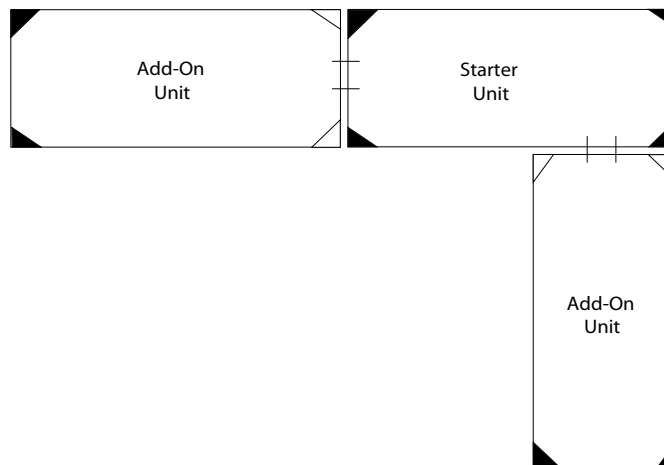


### 64" Units

Model No.	D x W x H (In.)	Wt. (Lbs.)
<b>Starter Units</b>		
MA1836C64S-4	18 x 36 x 64	52
MA1848C64S-4	18 x 48 x 64	62
MA1860C64S-4	18 x 60 x 64	82
MA1872C64S-4	18 x 72 x 64	94
MA2436C64S-4	24 x 36 x 64	66
MA2448C64S-4	24 x 48 x 64	78
MA2460C64S-4	24 x 60 x 64	98
MA2472C64S-4	24 x 72 x 64	118
<b>Add-On Units</b>		
MA1836C64A-4	18 x 36 x 64	45
MA1848C64A-4	18 x 48 x 64	55
MA1860C64A-4	18 x 60 x 64	75
MA1872C64A-4	18 x 72 x 64	87
MA2436C64A-4	24 x 36 x 64	59
MA2448C64A-4	24 x 48 x 64	71
MA2460C64A-4	24 x 60 x 64	91
MA2472C64A-4	24 x 72 x 64	111

### 72" Units

Model No.	D x W x H (In.)	Wt. (Lbs.)
<b>Starter Units</b>		
MA1836C72S-4	18 x 36 x 72	54
MA1848C72S-4	18 x 48 x 72	64
MA1860C72S-4	18 x 60 x 72	84
MA1872C72S-4	18 x 72 x 72	96
MA2436C72S-4	24 x 36 x 72	68
MA2448C72S-4	24 x 48 x 72	80
MA2460C72S-4	24 x 60 x 72	100
MA2472C72S-4	24 x 72 x 72	120
<b>Add-On Units</b>		
MA1836C72A-4	18 x 36 x 72	46
MA1848C72A-4	18 x 48 x 72	56
MA1860C72A-4	18 x 60 x 72	76
MA1872C72A-4	18 x 72 x 72	88
MA2436C72A-4	24 x 36 x 72	60
MA2448C72A-4	24 x 48 x 72	72
MA2460C72A-4	24 x 60 x 72	92
MA2472C72A-4	24 x 72 x 72	112





### Extra Shelves

	Shelf	Wt.
Model No.	W x L (In.)	(Lbs.)
MA1836C	18 x 36	9½
MA1848C	18 x 48	12
MA1860C	18 x 60	17
MA1872C	18 x 72	20
MA2436C	24 x 36	13
MA2448C	24 x 48	16
MA2460C	24 x 60	21
MA2472C	24 x 72	26



Extra Shelves

### Extra Round Posts

All sizes packaged 4 per carton. Height includes leveling bolt and cap. Post is double notched on 8" centers for easy shelf placement.

Stationary			Mobile	
Ht. (In.)	Model No.	Wt. (Lbs.)	Model No.	Wt. (Lbs.)
54	MG054C	3	MG054NFC	3
64	MG064C	3½	MG064NFC	3½
72	MG072C	4	MG072NFC	4
84	MG084C	5	—	—



Double Notched Post

### S-Hooks

Use in corners or for continuous runs of shelving. Use two clips on each shelf where two posts are not used.

Model No.
MCB1C

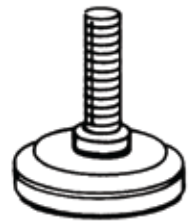


S-Hook

### Post Level Foot

Replaces standard 7/8 hex head leveler. Non-marking 2" diameter polypropylene.

Model No.	Wt. (Oz.)
LEV2	2



Post Level Foot

### Shelf Label

Model No.	Description
MARKER2	Shelf Labels - 3" plastic label



Shelf Label

# SHELVING SYSTEMS

## STANDARD DUTY ROUND POST WIRE SHELVING ACCESSORIES

### Side & Back Ledges


6" High. Packed 2 per carton.

#### Side Ledges

Model No.	Length (In.)	Wt. (Lbs.)
LU18C	18	1.1
LU24C	24	1.5

#### Back Ledges

Model No.	Length (In.)	Wt. (Lbs.)
LU36C	36	2.2
LU48C	48	3.0
LU60C	60	3.7
LU72C	72	4.4

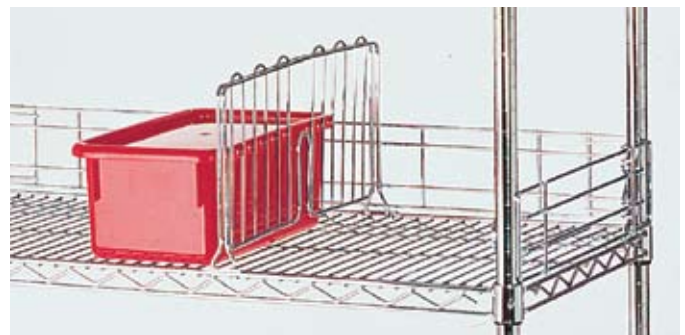


6" Side and Back Shelf Ledges

### Shelf Dividers

8" high. Packed 2 per carton.

Model No.	Length (In.)	Wt. (Lbs.)
SDU18C	18	1.5
SDU24C	24	2.0



Shelf Divider

### Stem Casters (Standard)

Model No.	Description		Wheel Dim. (In.)	Capacity (Lbs.)	Wt. (Lbs.)
	Type	Tread			
CM5M	Swivel	Rubber	5 x 1 <sup>1</sup> / <sub>4</sub>	200	3
CM5MB	Brake	Rubber	5 x 1 <sup>1</sup> / <sub>4</sub>	200	3
CM5P	Swivel	Polyurethane	5 x 1 <sup>1</sup> / <sub>4</sub>	300	3
CM5PB	Brake	Polyurethane	5 x 1 <sup>1</sup> / <sub>4</sub>	300	3
CM5PR	Rigid	Polyurethane	5 x 1 <sup>1</sup> / <sub>4</sub>	300	3



5" Rubber



5" Poly Swivel

### Donut Bumpers

Model No.	Description
DB5	5" Diameter Revolving
DB4	3 <sup>1</sup> / <sub>2</sub> " Diameter



5" Brake/Lock



Donut Bumper

### Snap-on Shelf Covers

The cleanliness and sanitation idea you've been looking for! An inexpensive, rugged polyethylene plastic shelf cover which quickly and easily attaches to your present shelving. This protective coat provides a barrier against liquids, crumbs and dirt dropping to shelves below. A raised marine edge around the entire perimeter stops liquids from dripping over the side. The raised embossed design promotes air circulation in walk-in refrigerators and freezers, and helps prevent moisture from accumulating on cartons and other solid surfaces. Snap-on Shelf Covers fit wire, embossed, louvered and solid shelves. Snap-on Shelf Covers are acceptable to the U.S. Department of Agriculture for direct food contact and carry the seal of approval of the National Sanitation Foundation. Available in gray.

4-Shelf	Shelf	Wt.
Model No.	W x L (In.)	(Lbs.)
AM1836P	18 x 36	1½
AM1848P	18 x 48	2
AM1860P	18 x 60	2½
AM1872P	18 x 72	2¾
AM2436P	24 x 36	2
AM2448P	24 x 48	2¾
AM2460P	24 x 60	3½
AM2472P	24 x 72	4



Snap-On Shelf Cover

### Plastic Shelf Inlays

All plastic opaque white shelf inlays are cut to size and sit flat on the shelf. Great for retaining and storing small items or for use as a dust cover.

4-Shelf	Shelf	Wt.
Model No.	W x L (In.)	(Lbs.)
1836PSG	18 x 36	1½
1848PSG	18 x 48	2
1860PSG	18 x 60	2½
1872PSG	18 x 72	3
2436PSG	24 x 36	2
2448PSG	24 x 48	2¾
2460PSG	24 x 60	3½
2472PSG	24 x 72	4



Plastic Shelf Inlays



## Warranty & Product Suitability

### Statement

SPG has made a continuous commitment to quality and service. The content of this catalog reflects the years of experience we have in storage technology. All products shown have practical application potential that will increase your storage and handling of virtually any product.

If none of our standard racks or material handling equipment will solve your unique problem, SPG engineers will study your needs and design a variation to these standards or special equipment to meet your specific requirements. The system we recommend will minimize handling and promote flow through your facility. Behind all the factors considered in design and testing, we have but one simple goal: to make products for people and products pursuant to guidelines established by ANSI (American National Standard Institute), UBC (Uniform Building Code) and RMI (Rack Manufacturers Institute).

### Product Suitability

Many states and localities have individual codes and regulations governing sales, construction, installation, and/or use of products for certain purposes, which may vary from those in neighboring areas. SPG cannot guarantee compliance, and can not be responsible for how the product is installed or used. Before purchase and use of a product, please review the product application, and the national and local codes and regulations. Be sure that the product, installation and use will comply with them.

### Warranty / Limited Liability

SPG products are fully warranted for one year against defects in design, material and workmanship under normal use except for collision, overloading or improper installation. All products must be installed in accordance with written instructions provided by SPG. Your exclusive remedy and our only liability arising out of any sale shall be the replacement or repair of the goods or refund of the purchase price paid by the buyer, whichever such remedy we select. Any replacement, repair or return must have written authorization before any action is taken. If we elect to repay the purchase price, a written authorization will be issued and the goods must be returned immediately. Any exception to this policy must be agreed to in writing by an officer of SPG.

## Terms & Conditions

### Terms & Credit

NET 30 days. All prices are F.O.B. Factory. All purchases are subject to a credit review. Credit review may delay production and/or shipping schedules.

### Freight and Routing

All shipments are F.O.B. factory. When a carrier has not been specified, we will route shipment in the best way. With prepaid third party shipments, the third party's discount will apply. Customer pick-ups must be made within three days of notification of completion.

### Returns

It is the responsibility of the consignee or his representative to check shipments against the bill of lading or packing list. If damaged or short, indicate on the delivery receipt the extent of the shortage or damage. A claim for damage or shortage cannot be processed if the delivery receipt is signed without exception. Stock product can be returned within 30 days when authorized in writing by SPG and return freight charges are prepaid. There will be a 25% restocking charge. Made-to order and used products cannot be returned.

### Cancellation

SPG reserves the right to apply reasonable charges for material and labor performed prior to the cancellation of any order. A formal acknowledgement of these charges will be sent by SPG after notice of cancellation is received.

### Minimum Order Quantity

Stock items can be ordered in any quantity, \$25 minimum. Orders for made-to-order items in quantities less than the minimum quantity shown in this price list will be subject to an additional set-up charge based on type of equipment. Call factory for setup charges.

### Delivery

Stock items can usually be shipped within 2 weeks. Delivery of made-to-order and non-stock items will be scheduled based on receipt of order and/or approved drawings, when applicable.

EXPECT MORE



**STORAGE PRODUCTS GROUP**

SPG International, LLC  
11230 Harland Drive NE  
Covington, GA 30014  
877-503-4SPG (4774)

Gillis/Jarke Manufacturing  
800-225-5424

[www.spgusa.com](http://www.spgusa.com)