

Material Handling & Industrial Storage Solutions



GILLIS LADDERS

EXPECT MORE

SPG

STORAGE PRODUCTS GROUP
www.spgusa.com

SPG brings greater organization to your organization with material handling systems from Gillis-Jarke.

Today, more than ever, you need to maximize the value of every square inch of space in your facilities. To achieve this, you need material handling and storage solutions that are efficient, reliable, economical, durable, proven, and designed for maximum safety.

Gillis-Jarke, two of the most trusted brands in the business, offer you all of this and more. All brought to you by SPG, a world leader in material handling and storage solutions, engineering, and innovation.

The ladders you'll find in this catalog are only a small part of all that SPG offers. In fact, you'll find our Gillis-Jarke products driving greater productivity and profitability in warehouses, factories, distribution centers, and backrooms throughout North America.

For more than half a century, businesses have turned to us for state-of-the-art storage and material handling systems. Today, this same high level of quality, durability, versatility, value, and unequalled service is available to you in the broadest product line on the market.

Working with you, SPG can help you maximize your storage space, protect your goods, manage inventory, enhance the flow of materials, increase accessibility, lower costs, and boost employee efficiency.

Beyond our standard products, SPG has the engineering expertise and manufacturing resources to create custom solutions to your operation's unique material handling and storage challenges.

Or, if you need equipment fast, be sure to look for our "QUICK SHIP" designation on select key products. These items can be shipped within 72 hours to help meet any emergency need.*

You can Expect More from SPG and our Gillis-Jarke line. More performance. More durability. More innovation. More quality. More economy. Everything you need to get more into and out of every square inch of your space. And it all begins with the industry's best selection of ladders.

To order any product from this catalog, contact your Gillis-Jarke dealer today.

*Subject to inventory levels.



No one gives you more, or better, ways to take your operation to new heights.

The ladder. It is one of those essential pieces of equipment in any material handling operation. The right ladder can increase productivity, simplify complex tasks, and improve the workflow throughout your facilities. The right ladder is durable, reliable, designed to handle the toughest jobs, offers superior service, and is built to last.

That defines Gillis ladders from SPG. In fact, Gillis offers the largest variety of rolling steel and fixed ladders on the market. While each Gillis ladder is unique, they all bring you heavy-duty construction and innovative design features.

Just consider some of the advantages Gillis delivers:

- All Gillis ladders meet or exceed OSHA or ANSI standards
- Gillis offers you exclusive features, like our patented "6-Wheeler" design that lets you navigate even the tightest spaces quickly and easily
- Our SAF-T lock system is step activated and secures the ladder in place for safer use
- With our Packaging Plus Program all knocked-down ladders (5 steps and above) can be shipped crated to help prevent damage during shipping

Above all, Gillis offers you all of this quality, durability, and value in a line of ladders designed to meet virtually every application...

- Our famous SAF-T ladders in a wide array of configurations
- Mobile mechanics ladders with handles for easy mobility
- Truck-N-Maintenance ladders with a 50-degree climbing angle ideal for loading and unloading small packages from your trucks
- Truck-N-Dock ladders designed with removable side and back chains for easy loading and unloading from any direction
- 50-degree crossover ladders in a variety of clearance heights and widths
- Office ladders with solid steel rubber-covered steps
- All-welded steel work platforms that feature casters for easy movement, plus the added security of our available SAF-T Lock System


Expect More...

Standard on all of the ladders you'll find in this catalog is legendary Gillis quality, durability and value. So, if you want to elevate the performance of your business, choose Gillis ladders from SPG.



Our Packaging Plus Program can help prevent shipping damages.

60° Standard Angle Ladders



P9R2

Tread Styles: G-Strut




Safety grating for surest footing when area is slippery or not clean.

G-Perf



Perforated steel tread for normal use where liquids are not present.

Choose between

 50° SAF-T Angle
"For easy descent"

 60° Standard Angle

No.	Plat.	O.A. Ht. (In.)	Step Width 16"				Step Width 24"				Step Width 30"			
			G-Strut Model No.	G-Perf Model No.	Base W x L (In.)	Wt./Ship Wt. (Lbs.)	G-Strut Model No.	G-Perf Model No.	Base W x L (In.)	Wt./Ship Wt. (Lbs.)	G-Strut Model No.	G-Perf Model No.	Base W x L (In.)	Wt./Ship Wt. (Lbs.)
No Handrail - All Welded (set-up) 4-2" Retractable Spring Casters														
1	12	12	S1N1*	P1N1*	19½ x 16¼	19	S1N2*	P1N2*	26 x 18	24	—	—	—	—
2	20	20	S2N1*	P2N1*	22 x 24	25	S2N2*	P2N2*	30 x 24	30	S2N3	P2N3	33 x 24	34
3	30	30	S3N1	P3N1	22 x 32	31	S3N2	P3N2	30 x 32	40	S3N3	P3N3	33 x 32	44
4	40	40	S4N1	P4N1	22 x 37	37	S4N2	P4N2	30 x 37	50	S4N3	P4N3	33 x 37	54
With Handrail - All Welded (set-up) 4-2" Retractable Spring Casters														
2	20	53	S2R1	P2R1	22 x 24	33	S2R2	P2R2	30 x 24	43	S2R3	P2R3	33 x 24	47
3	30	63	S3R1	P3R1	22 x 32	41	S3R2	P3R2	30 x 32	48	S3R3	P3R3	33 x 32	59
4	40	73	S4R1	P4R1	22 x 37	53	S4R2	P4R2	30 x 37	62	S4R3	P4R3	33 x 37	67
5	50	83	S5R1	P5R1	22 x 44	62/142	S5R2	P5R2	30 x 44	70/150	S5R3	P5R3	33 x 44	75/171
With Handrail - Knocked Down (KD) SAF-T Lock System 4-4" Casters - Below must ship crated.														
6	60	93	S6R1**	P6R1**	28 x 55	95/175	S6R2	P6R2	32 x 55	109/189	S6R3	P6R3	36 x 55	119/215
7	70	103	S7R1**	P7R1**	28 x 62	104/201	S7R2	P7R2	32 x 62	121/218	S7R3	P7R3	36 x 62	130/247
8	80	113	—	—	—	—	S8R2	P8R2	32 x 68	130/214	S8R3	P8R3	36 x 68	142/259
9	90	123	—	—	—	—	S9R2	P9R2	32 x 76	148/250	S9R3	P9R3	36 x 76	164/289
10	100	133	—	—	—	—	S10R2	P10R2	32 x 82	164/266	S10R3	P10R3	36 x 82	182/307
11	110	143	—	—	—	—	S11R2	P11R2	32 x 90	177/286	S11R3	P11R3	36 x 90	201/333
12	120	153	—	—	—	—	S12R2	P12R2	32 x 96	209/368	S12R3	P12R3	36 x 96	223/382
13	130	173	—	—	—	—	S13R2	P13R2	40 x 103	220/379	S13R3	P13R3	40 x 103	236/395
14	140	183	—	—	—	—	S14R2	P14R2	40 x 108	233/398	S14R3	P14R3	40 x 108	248/413
15	150	193	—	—	—	—	S15R2	P15R2	40 x 115	242/407	S15R3	P15R3	40 x 115	264/429
16	160	203	—	—	—	—	S16R2	P16R2	40 x 121	255/420	S16R3	P16R3	40 x 121	282/447

* Ships UPS boxed with no extra packaging charges minimum 70 lb. charge for UPS.

** SAF-T Lock has single wheel.

Note: Overall height is platform height plus handrail height.

50° SAF-T™ Angle Ladders

Locking Systems:

Spring Loaded Casters

For 2-5 step ladders. Retracting spring loaded casters with steel reinforced rubber tip feet



Spring Loaded Casters

(Standard) SAF-T Lock Locking Systems:

For 6-16 step ladders. Positive SAF-T lock with release secures ladder when an individual steps on the first step triggering the release bar. Caster carriage retracts allowing metal reinforced rubber-tipped feet to grip floor. Step on U-Tube bar and ladder becomes mobile on easy-roll plastic wheels.



SAF-T Lock



D8R2

No. Steps	Plat. Ht. (In.)	O.A. Ht. (In.)	Step Width 16"				Step Width 24"				Step Width 30"			
			G-Strut Model No.	G-Perf Model No.	Base W x L (In.)	Wt./Ship Wt. (Lbs.)	G-Strut Model No.	G-Perf Model No.	Base W x L (In.)	Wt./Ship Wt. (Lbs.)	G-Strut Model No.	G-Perf Model No.	Base W x L (In.)	Wt./Ship Wt. (Lbs.)
No Handrail - All Welded (set-up) 4-2" Retractable Spring Casters														
2	20	20	D2N1*	PD2N1*	21 x 26	24	D2N2*	PD2N2*	30 x 25	32	D2N3	PD2N3	33 x 25	39
3	30	30	D3N1	PD3N1	22 x 34	36	D3N2	PD3N2	30 x 34	40	D3N3	PD3N3	33 x 34	45
4	40	40	D4N1	PD4N1	22 x 45	45	D4N2	PD4N2	30 x 45	55	D4N3	PD4N3	33 x 45	51
With Handrail - All Welded (set-up) 4-2" Retractable Spring Casters														
2	20	53	D2R1	PD2R1	22 X 25	33	D2R2	PD2R2	30 x 25	44	D2R3	PD2R3	33 x 25	58
3	30	63	D3R1	PD3R1	22 x 35	41	D3R2	PD3R2	30 x 34	59	D3R3	PD3R3	33 x 34	64
4	40	73	D4R1	PD4R1	22 x 45	54	D4R2	PD4R2	30 x 45	64	D4R3	PD4R3	33 x 45	68
With Handrail - Knocked Down (KD) SAF-T Lock System 4-4" Casters - Below must ship crated.														
5	50	83	D5R1**	PD5R1**	28 x 62	84/164	D5R2	PD5R2	32 x 62	100/180	D5R3	PD5R3	36 x 62	109/205
6	60	93	D6R1**	PD6R1**	28 x 68	97/177	D6R2	PD6R2	32 x 68	110/190	D6R3	PD6R3	36 x 68	128/224
7	70	103	D7R1**	PD7R1**	28 x 76	107/204	D7R2	PD7R2	32 x 76	131/228	D7R3	PD7R3	36 x 76	153/270
8	80	113	—	—	—	—	D8R2	PD8R2	32 x 90	147/244	D8R3	PD8R3	36 x 90	167/284
9	90	123	—	—	—	—	D9R2	PD9R2	32 x 96	156/258	D9R3	PD9R3	36 x 96	184/309
10	100	133	—	—	—	—	D10R2	PD10R2	32 x 103	174/276	D10R3	PD10R3	36 x 103	193/318
11	110	143	—	—	—	—	D11R2	PD11R2	32 x 115	189/298	D11R3	PD11R3	36 x 115	206/338
12	120	153	—	—	—	—	D12R2	PD12R2	32 x 121	201/360	D12R3	PD12R3	36 x 121	221/380

* Ships UPS boxed with no extra packaging charges (minimum 70lb. charge for UPS). Overall height (O.A.) is platform height plus handrail height.

** Single steer wheel

Options

Model No.	Description	Ladder Types			Office
		60° Standard Angle	50° Saf-T Angle	"6 Wheeler"™	
A	42" Handrail	•	•	•	—
B	21" Deep Top Step	•**	•***	•***	•
C	28" Deep Top Step	•**	•***	•***	—
L	SAF-T Lock Sytem	•*	•*	—	—
H	Skid Plate, 1-5 Step	•	•	—	—
FDT	Fold Down Tray	•	•	•	•
G44	Outriggers 40"	•	•	•	—
G56	Outriggers 54"	•	•	•	—

* Available on 4 and 5 step models only.

** On 5 step must also add code L (SAF-T lock system)

*** Available only through 9 step models.

Replacement Parts

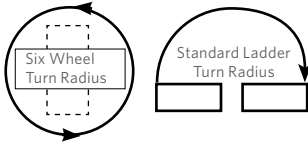
Replacement Parts		
Model No.	Description	Wt. (Lbs.)
RT	Rubber Tips reinforced (box of 4)	1
RB	2 1/2" Rubber Bumpers (box of 2)	2
CS	Casters, spring 1-5 step ladders (except office ladders) — box of 4 — specify number of steps and whether steel or aluminum construction	7
	Casters (office ladder), spring 1-5 step ladders (box of 4), specify number of steps	7
CSFWP	Casters, aerial platform (box of 4)	7
WHEEL-10	10" Wheel (box of 2)	10

Call for a quote on Options / Replacement Parts.

The Gillis "6-Wheeler"™

Pat. No. 5,941,341 All rights reserved.

- Turns on a Dime!
- Ships knocked down (KD)
- Double-Deep Top Step
- Ideal for applications with narrow aisles or confined space
- Casters
 - > 2 (4") Swivel-Front
 - > 2 (4") Rigid-Back
 - > 2 (6") Rigid-Center
- Handrails
 - 30" 7-12 Steps
 - 42" 13-16 Steps
- Turns in 1/2 the Radius of Standard Ladders



P11R2-RT

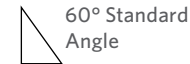


PD8R2-RT



"6-Wheeler" SAF-T lock retracts middle and front casters for climbing safety.

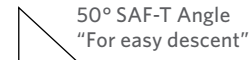
60° Standard Angle "6-Wheeler"™



Step Width 24"							Step Width 30"				
No.	Plat. Ht.	O.A. Ht.	G-Strut	G-Perf	Base	Wt./Ship	G-Strut	G-Perf	Base	Wt./Ship	
Steps	(In.)	(In.)	Model No.	Model No.	W x L (In.)	Wt. (Lbs.)	Model No.	Model No.	W x L (In.)	Wt. (Lbs.)	
7	70	105	S7R2-RT	P7R2-RT	32 x 62	146/243	S7R3-RT	P7R3-RT	36 x 62	149/243	
8	80	115	S8R2-RT	P8R2-RT	32 x 68	154/251	S8R3-RT	P8R3-RT	36 x 68	162/279	
9	90	125	S9R2-RT	P9R2-RT	32 x 76	173/275	S9R3-RT	P9R3-RT	36 x 76	196/321	
10	100	135	S10R2-RT	P10R2-RT	32 x 82	185/287	S10R3-RT	P10R3-RT	36 x 82	208/333	
11	110	145	S11R2-RT	P11R2-RT	32 x 90	199/308	S11R3-RT	P11R3-RT	36 x 90	220/352	
12	120	155	S12R2-RT	P12R2-RT	32 x 96	215/374	S12R3-RT	P12R3-RT	36 x 96	229/388	
13	130	173	S13R2-RT	P13R2-RT	40 x 103	231/390	S13R3-RT	P13R3-RT	40 x 103	254/413	
14	140	183	S14R2-RT	P14R2-RT	40 x 108	245/410	S14R3-RT	P14R3-RT	40 x 108	262/425	
15	150	193	S15R2-RT	P15R2-RT	40 x 115	259/424	S15R3-RT	P15R3-RT	40 x 115	278/443	
16	160	203	S16R2-RT	P16R2-RT	40 x 121	278/443	S16R3-RT	P16R3-RT	40 x 121	298/463	

Inquire about Packaging Plus Program.

50° SAF-T Angle "6-Wheeler"™



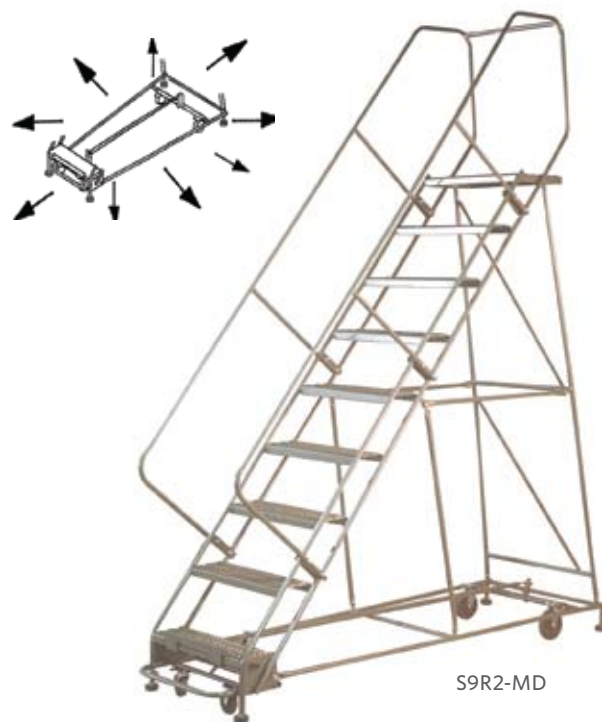
Step Width 24"						Step Width 30"				
No.	Plat. Ht.	O.A. Ht.	G-Strut	G-Perf	Base	Wt./Ship	G-Strut	G-Perf	Base	Wt./Ship
Steps	(In.)	(In.)	Model No.	Model No.	W x L (In.)	Wt. (Lbs.)	Model No.	Model No.	W x L (In.)	Wt. (Lbs.)
7	70	105	D7R2-RT	PD7R2-RT	32 x 76	143/240	D7R3-RT	PD7R3-RT	36 x 76	166/283
8	80	115	D8R2-RT	PD8R2-RT	32 x 90	154/251	D8R3-RT	PD8R3-RT	36 x 90	181/298
9	90	125	D9R2-RT	PD9R2-RT	32 x 96	172/274	D9R3-RT	PD9R3-RT	36 x 96	196/321
10	100	135	D10R2-RT	PD10R2-RT	32 x 103	188/295	D10R3-RT	PD10R3-RT	36 x 103	208/333
11	110	145	D11R2-RT	PD11R2-RT	32 x 115	195/304	D11R3-RT	PD11R3-RT	36 x 115	220/352
12	120	155	D12R2-RT	PD12R2-RT	32 x 121	203/362	D12R3-RT	PD12R3-RT	36 x 121	229/388

Inquire about Packaging Plus Program.

The “Multi-Directional”™ Ladder by Gillis

The NEW Gillis “Multi-Directional Ladder”™ is easy to maneuver and ergonomically friendly. With one simple push this ladder will go any direction you want it—a real time saver!

- Ships knocked down (KD)
- Double-Deep Top Step
- Step width is 24"
- Available in either grip strut or perforated step designs
- 50° SAF-T Angle and 60° Standard Angle styles
- (4) 4" swivel casters
- Includes 30" Handrail
- Overall height (O.A.) is platform height plus handrail height



50° SAF-T Angle Multi-Directional Style

No. Steps	Plat. Ht. (In.)	O.A. Ht. (In.)	G-Strut Model No.	G-Perf Model No.	Base W x L (In.)	Wt./Ship Wt. (Lbs.)
With Handrail - Knocked Down (KD)						
6	60	93	D6R2-MD	PD6R2-MD	32 x 68	110/190
7	70	103	D7R2-MD	PD7R2-MD	32 x 76	131/228
8	80	113	D8R2-MD	PD8R2-MD	32 x 90	147/244
9	90	123	D9R2-MD	PD9R2-MD	32 x 96	156/258
10	100	133	D10R2-MD	PD10R2-MD	32 x 103	174/276
11	110	143	D11R2-MD	PD11R2-MD	32 x 115	189/298
12	120	153	D12R2-MD	PD12R2-MD	32 x 121	201/360

Additional sizes available upon request.

Locking System: (Std.) SAF-T Lock

Positive SAF-T lock with release secures ladder when an individual steps on the first step triggering the release bar. Caster carriage retracts allowing metal reinforced rubber-tipped feet to grip floor. Step on U-Tube bar and ladder becomes mobile on easy-roll wheels.



Step Treads: G-Strut

Safety grating for surest footing when area is slippery or not clean.



G-Perf

Perforated steel tread for normal use where liquids are not present.



60° Standard Angle Multi-Directional Style

No. Steps	Plat. Ht. (In.)	O.A. Ht. (In.)	G-Strut Model No.	G-Perf Model No.	Base W x L (In.)	Wt./Ship Wt. (Lbs.)
With Handrail - Knocked Down (KD)						
6	60	93	S6R2-MD	P6R2-MD	32 x 55	109/189
7	70	103	S7R2-MD	P7R2-MD	32 x 62	121/218
8	80	113	S8R2-MD	P8R2-MD	32 x 68	130/214
9	90	123	S9R2-MD	P9R2-MD	32 x 76	148/250
10	100	133	S10R2-MD	P10R2-MD	32 x 82	164/266
11	110	143	S11R2-MD	P11R2-MD	32 x 90	177/286
12	120	153	S12R2-MD	P12R2-MD	32 x 96	209/368

Mobile Mechanics Ladders

- Features 21" deep top platform
- Access chain with detachable closure
- Handles provide easy mobility
- 4" rigid casters in rear
- In G-Strut or G-Perf tread

Step Width 24"						
G-Strut Model No.	G-Perf Model No.	No. Steps	Platform Ht. (In.)	Overall Ht. (In.)	Base W x L (In.)	Wt. (Lbs.)
M4R2	MP4R2	4	40	73	30 x 50	82
M5R2	MP5R2	5	50	83	30 x 57	89
M6R2	MP6R2	6	60	93	30 x 64	96
M7R2	MP7R2	7	70	103	30 x 71	103



M5R2 Mobile Mechanics Ladder

Truck-N-Maintenance™ Ladders

- 50 degree climbing angle ideal for loading and unloading small packages from a truck
- 10" Semi-pneumatic wheels in the rear with skid plates on the front 2 legs
- 21" deep top step standard. Add suffix "-C" for a 28" deep top step
- 450 lb. capacity
- Available with welded crossbar for normal applications or w/chain guard for walk-thru applications

Welded Crossbar		Chain Crossbar		No. Steps	Platform Ht. (In.)	Overall Ht. (In.)	Base W x L (In.)	Wt. (Lbs.)
G-Strut Model No.	G-Perf Model No.	G-Strut Model No.	G-Perf Model No.					
16" Step Width								
TH2R1	PTH2R1	TH2R1X	PTH2R1X	2	20	53	27 x 44	70
TH3R1	PTH3R1	TH3R1X	PTH3R1X	3	30	63	27 x 52	82
TH4R1	PTH4R1	TH4R1X	PTH4R1X	4	40	73	27 x 60	90
TH5R1	PTH5R1	TH5R1X	PTH5R1X	5	50	83	27 x 68	98
24" Step Width								
TH2R2	PTH2R2	TH2R2X	PTH2R2X	2	20	53	36 x 44	91
TH3R2	PTH3R2	TH3R2X	PTH3R2X	3	30	63	36 x 52	99
TH4R2	PTH4R2	TH4R2X	PTH4R2X	4	40	73	38 x 60	107
TH5R2	PTH5R2	TH5R2X	PTH5R2X	5	50	83	38 x 68	115



TH4R2X Truck-N-Maintenance Ladder

Truck-N-Dock™ Ladders (50 degree)

- Designed with removable side and back chains for easy loading and unloading from any direction
- Large 36" x 48" top platform and 50 degree climbing angle are ideal for maximum efficiency
- Standard with our heavy duty G-strut tread for a 500 lb. capacity
- Front SAF-T Lock with 2½" diameter rubber pads are standard along with 10" semi-pneumatic rear wheels for rough surfaces

Step Width 36"						
Model No.	No. Steps	Platform Ht. (In.)	Overall Ht. (In.)	Base W x L (In.)	Wt. (Lbs.)	
TD4R34L	4	40	73	46 x 81	228	
TD5R34L	5	50	83	46 x 90	244	
TD6R34L	6	60	93	46 x 99	260	

May require special LTL carrier, Maximum height is 96" on most trailers.



TD4R34L Truck-N-Dock Ladder

50° Crossover Ladders

- Use as a stairway over conveyors or other obstacles
- For permanent or temporary installations
- Foot plates can be bolted to the floor for permanency
- Heavy duty, all-welded construction
- 24" wide steps in slip-resistant G-Strut tread or standard G-Perf tread
- Ships in one piece, already assembled

G-Strut Model No.	G-Perf Model No.	No. Steps	Clear Width (In.)	Clear Ht. (In.)	Overall Ht. (In.)	Overall Length (In.)
S4CR2C	P4CR2C	4	12	36	70	79
S4CR2D	P4CR2D	4	19	36	70	86
S4CR2E	P4CR2E	4	26	36	70	93
S4CR2F	P4CR2F	4	33	36	70	100
S4CR2G	P4CR2G	4	40	36	70	107
S5CR2C	P5CR2C	5	12	46	80	96
S5CR2D	P5CR2D	5	19	46	80	103
S5CR2E	P5CR2E	5	26	46	80	110
S5CR2F	P5CR2F	5	33	46	80	117
S5CR2G	P5CR2G	5	40	46	80	124
S6CR2C	P6CR2C	6	12	56	90	113
S6CR2D	P6CR2D	6	19	56	90	120
S6CR2E	P6CR2E	6	26	56	90	127
S6CR2F	P6CR2F	6	33	56	90	134
S6CR2G	P6CR2G	6	40	56	90	141



S5CR2C 50° Crossover Ladder

Office Ladders

- Solid steel rubber covered steps
- 55 degree climb angle
- 10" deep top step—Other steps 7" deep
- Beige unless specified—Gray-Blue available
- 16" wide steps
- 20" top step available

Model No.	No. Steps	Plat. Ht. (In.)	Handrail Ht. (In.)	Overall Ht. (In.)	Base W x L (In.)	Wt. (Lbs.)
No Handrail - All Welded (set-up) 4-3" Retractable Spring Casters						
F1N1*	1	13	N/A	13	20 x 16	14
F2N1*	2	20	N/A	20	21 x 20	20
F3N1	3	30	N/A	30	21 x 29	26
F4N1	4	40	N/A	40	21 x 36	33
With Handrail - All Welded (set-up) 4-3" Retractable Spring Casters						
F2R1	2	20	24	53	21 x 20	30
F3R1	3	30	24	63	21 x 29	36
F4R1	4	40	30	73	21 x 36	50
F5R1	5	50	30	83	21 x 44	54

* Ships UPS boxed with no extra packaging charges. Others ship on a pallet at no additional charge.



F3N1 Office Ladder

Work Platforms

- 500 lb. Capacity
- Set up all-welded
- 55 degree climb angle
- G-Strut Steps
- Rear legs have 4" rigid caster
- Front legs have 2 1/2" diameter rubber pads
- SAF-T Lock System available



W3R23 Work Platform

No. Steps	Platform Ht. (In.)	O.A. Ht. (In.)	Platform 24 x 24 (W x L)		Platform 24 x 36 (W x L)		Platform 24 x 48 (W x L)		Platform 36 x 36 (W x L)		Platform 36 x 48 (W x L)	
			Model No.	Wt. (Lbs.)	Model No.	Wt. (Lbs.)	Model No.	Wt. (Lbs.)	Model No.	Wt. (Lbs.)	Model No.	Wt. (Lbs.)
No Handrail - All Welded (set-up)												
2	20	20	W2N22	46	W2N23	54	W2N24	67	W2N33	70	W2N34	83
3	30	30	W3N22	54	W3N23	62	W3N24	74	W3N33	81	W3N34	94
4	40	40	W4N22	62	W4N23	69	W4N24	81	W4N33	92	W4N34	105
With Handrail - All Welded (set-up)												
2	20	51	W2R22	62	W2R23	72	W2R24	88	W2R33	105	W2R34	121
3	30	61	W3R22	70	W3R23	83	W3R24	97	W3R33	116	W3R34	132
4	40	71	W4R22	78	W4R23	97	W4R24	108	W4R33	127	W4R34	143
5	50	81	W5R22	86	W5R23	108	W5R24	119	W5R33	138	W5R34	154

For base widths, add 3" to platform widths.

For base lengths, add to platform lengths - 8" for 2-Step models, 14" for 3-Step, 21" for 4-Step and 28" for 5-Step.

Heavy Duty Fixed Steel Ladders

Standard Style

- ¾" schedule 40 pipe (1⅛" diameter) side rails
- 18" wide x ¾" solid round serrated rungs
- ¼" x 2" flat standoffs hold ladder 7" from wall
- Painted yellow. Other colors available

Walk-Thru Style

(In Addition to Standard Style Features)

- 42" Walk-Thru extension complete with handrails for easy access and exit from the ladder
- 24" wide overall. 18" wide ladder rungs
- Walk-Thru base is suitable for roof top mounting

Heavy Duty Fixed Steel Ladders

		Standard Style				Walk-Thru Style			
		No Cage		With Cage		No Cage		With Cage	
No. of Rungs	Rung Ht. (Ft.)	Model No.	Wt./Ship Wt. (Lbs.)	Model No.	Wt./Ship Wt. (Lbs.)	Model No.	Wt./Ship Wt. (Lbs.)	Model No.	Wt./Ship Wt. (Lbs.)
2	1	S2	11/56	—	—	W2	31/107	—	—
3	2	S3	15/60	—	—	W3	35/111	—	—
4	3	S4	23/68	—	—	W4	43/131	—	—
5	4	S5	27/72	—	—	W5	47/135	—	—
6	5	S6	32/77	—	—	W6	52/161	—	—
7	6	S7	36/96	—	—	W7	56/180	—	—
8	7	S8	41/101	—	—	W8	61/181	—	—
9	8	S9	46/106	—	—	W9	66/186	—	—
10	9	S10	50/110	—	—	W10	70/190	—	—
11	10	S11	55/115	SC11	100/168	W11	75/195	WC11	120/1
12	11	S12	59/119	SC12	107/175	W12	79/199	WC12	127/1
13	12	S13	63/123	SC13	129/257	W13	83/203	WC13	149/2
14	13	S14	67/157	SC14	138/327	W14	87/207	WC14	158/3
15	14	S15	71/161	SC15	147/336	W15	91/211	WC15	167/3
16	15	S16	75/165	SC16	155/344	W16	95/215	WC16	175/3
17	16	S17	79/169	SC17	175/364	W17	99/219	WC17	195/3
18	17	S18	83/173	SC18	185/374	W18	103/227	WC18	205/3
19	18	S19	87/207	SC19	194/380	W19	107/229	WC19	214/4
20	19	S20	91/211	SC20	200/383	W20	111/231	WC20	220/4
21	20	S21	96/216	SC21	235/415	—	—	WC21	255/4
22	21	—	—	SC22	244/424	—	—	WC22	264/4
23	22	—	—	SC23	254/457	—	—	WC23	274/4
24	23	—	—	SC24	261/464	—	—	WC24	281/4
25	24	—	—	SC25	283/486	—	—	WC25	303/4
26	25	—	—	SC26	292/517	—	—	WC26	312/5
27	26	—	—	SC27	301/526	—	—	WC27	321/5
28	27	—	—	SC28	308/558	—	—	WC28	328/5
29	28	—	—	SC29	332/582	—	—	WC29	352/5
30	29	—	—	SC30	339/614	—	—	WC30	359/6



S13 Standard Style

SC13



W11 Walk Thru Style

WC11

Ladders must ship crated.

Permanent Dock Ladders

Model No.	No. Steps	Dock Height (In.)	Wt. (Lbs.)
W2	2	24	31
W3	3	36	35
W4	4	48	43
W5	5	60	47
W6	6	72	52
W7	7	84	56
W8	8	96	61
W9	9	108	66
W10	10	120	70

All must ship crated.



W4 Permanent Dock Ladder

Fixed Steel Ladder Options

Model No.	Description
CG	Cage Guard
LG	Ladder Guard
SC	Walk-Thru Chain
SOPL	Standoff Platform, 36 x 36, Left side entry
SOPR	Standoff Platform, 36 x 36, Right side entry
FMB	Floor mounting brackets (set of 2)

Call for quote.



Cage Guard option for fixed steel ladders. Locks to prevent entry.

Warranty & Product Suitability

Statement

SPG has made a continuous commitment to quality and service. The content of this catalog reflects the years of experience we have in storage technology. All products shown have practical application potential that will increase your storage and handling of virtually any product.

If none of our standard racks or material handling equipment will solve your unique problem, SPG engineers will study your needs and design a variation to these standards or special equipment to meet your specific requirements. The system we recommend will minimize handling and promote flow through your facility. Behind all the factors considered in design and testing, we have but one simple goal: to make products for people and products pursuant to guidelines established by ANSI (American National Standard Institute), UBC (Uniform Building Code) and RMI (Rack Manufacturers Institute).

Product Suitability

Many states and localities have individual codes and regulations governing sales, construction, installation, and/or use of products for certain purposes, which may vary from those in neighboring areas. SPG cannot guarantee compliance, and can not be responsible for how the product is installed or used. Before purchase and use of a product, please review the product application, and the national and local codes and regulations. Be sure that the product, installation and use will comply with them.

Warranty / Limited Liability

SPG products are fully warranted for one year against defects in design, material and workmanship under normal use except for collision, overloading or improper installation. All products must be installed in accordance with written instructions provided by SPG. Your exclusive remedy and our only liability arising out of any sale shall be the replacement or repair of the goods or refund of the purchase price paid by the buyer, whichever such remedy we select. Any replacement, repair or return must have written authorization before any action is taken. If we elect to repay the purchase price, a written authorization will be issued and the goods must be returned immediately. Any exception to this policy must be agreed to in writing by an officer of SPG.

Terms & Conditions

Terms & Credit

NET 30 days. All prices are F.O.B. Factory. All purchases are subject to a credit review. Credit review may delay production and/or shipping schedules.

Freight and Routing

All shipments are F.O.B. factory. When a carrier has not been specified, we will route shipment in the best way. With prepaid third party shipments, the third party's discount will apply. Customer pick-ups must be made within three days of notification of completion.

Returns

It is the responsibility of the consignee or his representative to check shipments against the bill of lading or packing list. If damaged or short, indicate on the delivery receipt the extent of the shortage or damage. A claim for damage or shortage cannot be processed if the delivery receipt is signed without exception. Stock product can be returned within 30 days when authorized in writing by SPG and return freight charges are prepaid. There will be a 25% restocking charge. Made-to order and used products cannot be returned.

Cancellation

SPG reserves the right to apply reasonable charges for material and labor performed prior to the cancellation of any order. A formal acknowledgement of these charges will be sent by SPG after notice of cancellation is received.

Minimum Order Quantity

Stock items can be ordered in any quantity, \$25 minimum. Orders for made-to-order items in quantities less than the minimum quantity shown in this price list will be subject to an additional set-up charge based on type of equipment. Call factory for setup charges.

Delivery

Stock items can usually be shipped within 2 weeks. Delivery of made-to-order and non-stock items will be scheduled based on receipt of order and/or approved drawings, when applicable.

EXPECT MORE



STORAGE PRODUCTS GROUP

SPG International, LLC
11230 Harland Drive NE
Covington, GA 30014
877-503-4SPG (4774)

Gillis/Jarke Manufacturing
800-225-5424

www.spgusa.com